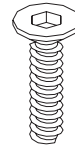
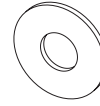


hardware




4 - short bolts



4 - flat washers



3 - spring washers



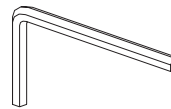
3 - long bolts

Missing hardware?
Please call **800.606.6387** for replacements.

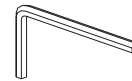


4 - adhesive pads

tools required



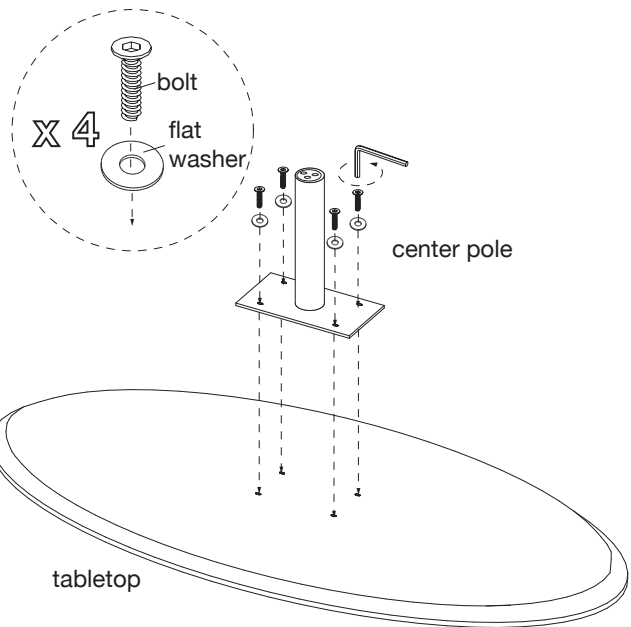
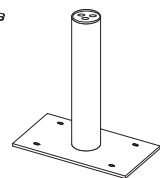
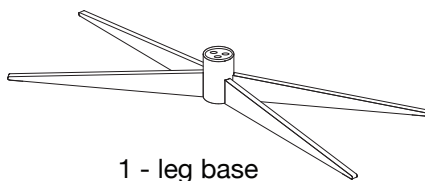
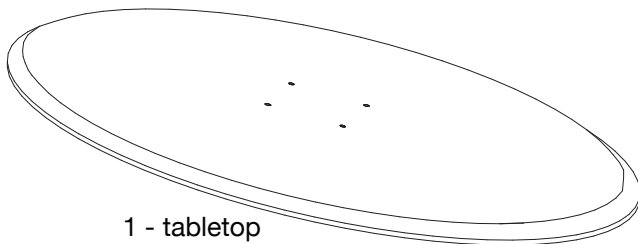
large allen wrench (included)



small allen wrench (included)

Note: We recommend the use of hand tools instead of power tools.

components



With the assistance of another adult, place **tabletop** face down on clean, padded surface as shown. Attach **center pole** with 4 **short bolts** and 4 **flat washers**. Secure using a **large allen wrench** as shown.

1

