


Thank you for purchasing the **Blindfold Chair**. This page lists all the contents included in the box. Please take the time to identify the hardware as well as the individual components to this product. As you unpack and prepare for assembly, place the contents on a carpeted or padded area to protect them from damage.


components



1 - chair

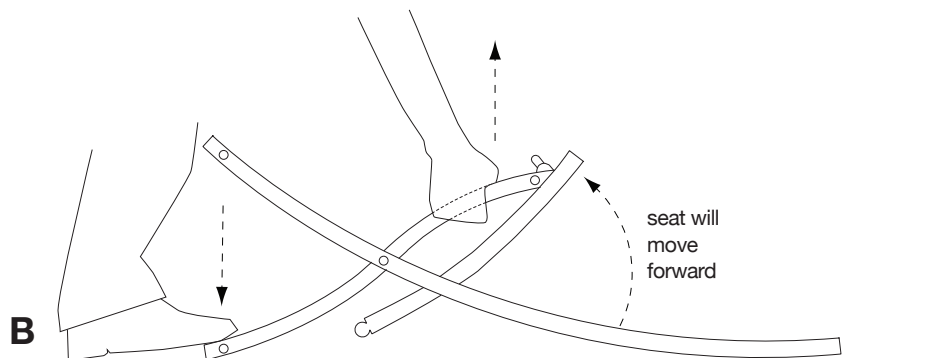
cleaning and care

Clean surfaces with a dry or damp soft cloth. Do not use abrasive cleaners.

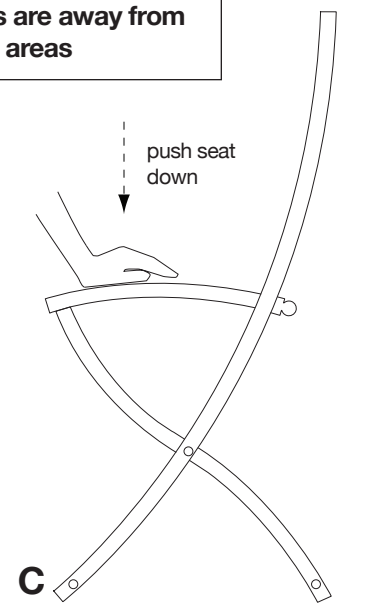


A

NOTE: Make sure hands and fingers are away from the hinged areas



B

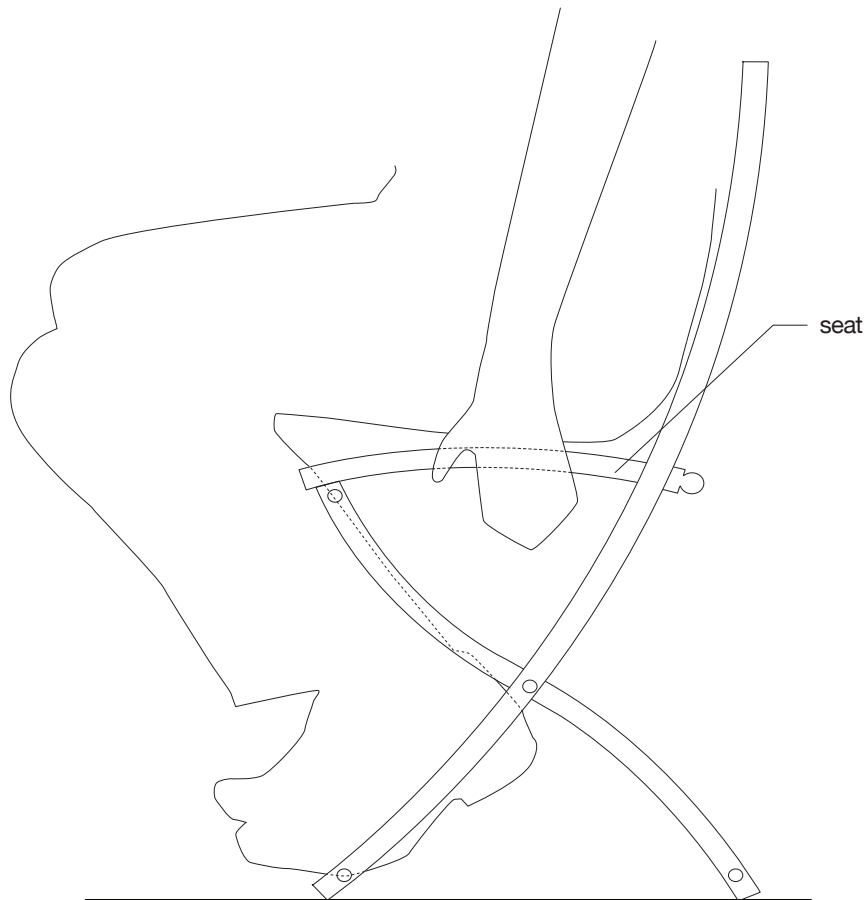


C

A) Lay folded chair flat on its back on a clean, padded surface as shown.

B) Holding crossbar with foot as shown, grasp frame and pull upwards. Make sure hands and fingers are away from the hinged areas.

C) Position unfolded chair upright. Firmly push down on the seat to make sure it is fully opened. Assembly is now complete.



NOTE: If moving the chair while seated, be sure to grip the seat away from the backrest as shown.