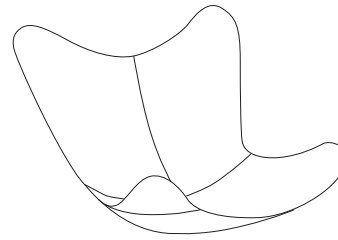
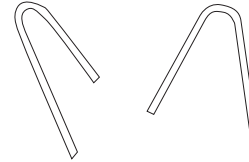


Thank you for purchasing the **1938 Chair**. This page lists all the contents included in the box. Please take the time to identify the hardware as well as the individual components to this product. As you unpack and prepare for assembly, place the contents on a carpeted or padded area to protect them from damage.

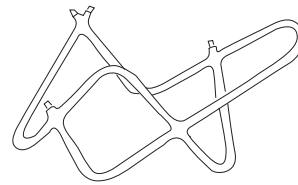
components



1 - seat

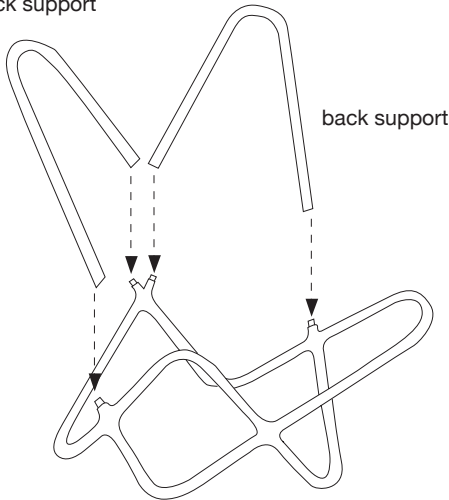


2 - back supports



1 - base frame

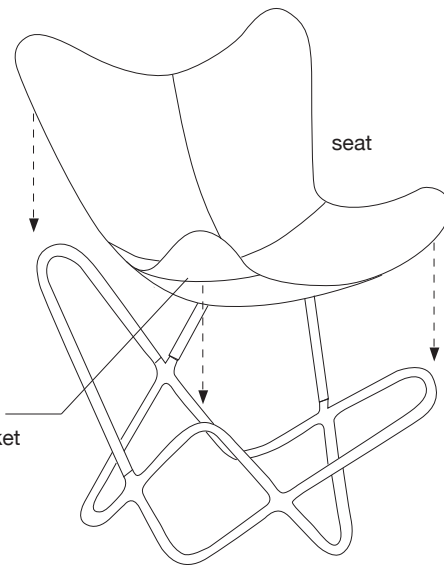
back support



back support

base frame

1 Place **base frame** onto a clean, padded surface as shown. Firmly fit **2 back supports** onto pegs of **base frame** as shown. Make sure back supports and base frame are securely engaged.



seat

seat pocket

assembled base frame

2 Fit **seat pockets** of **seat** over each corner of the **assembled base frame** as shown. Assembly is now complete.

cleaning and care

Clean surfaces with a dry or damp soft cloth. Do not use abrasive cleaners. Never machine wash or dry clean seat. Wipe spots and spills immediately. Clean only by vacuuming or light brushing to remove soil. Never use water, foam or liquid cleaning agents. Professional upholstery cleaning is recommended.