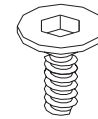


Thank you for purchasing the **Desi Side Table**. This page lists all the contents included in the box. Please take the time to identify the hardware as well as the individual components to this product. As you unpack and prepare for assembly, place the contents on a carpeted or padded area to protect them from damage.

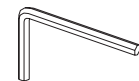
## hardware



4 - bolts

Missing hardware?  
Please call **800.606.6387** for replacements.

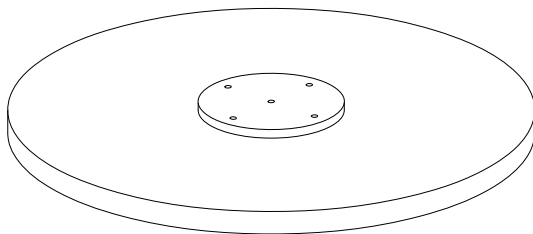
## tools required



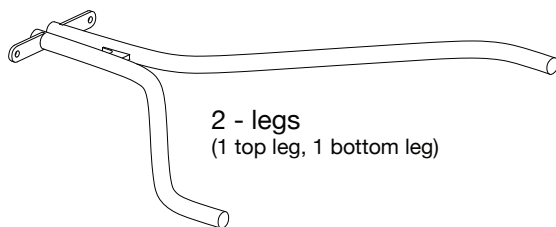
allen wrench

Note: We recommend the use of hand tools instead of power tools.

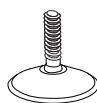
## components



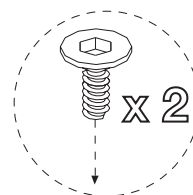
1 - tabletop



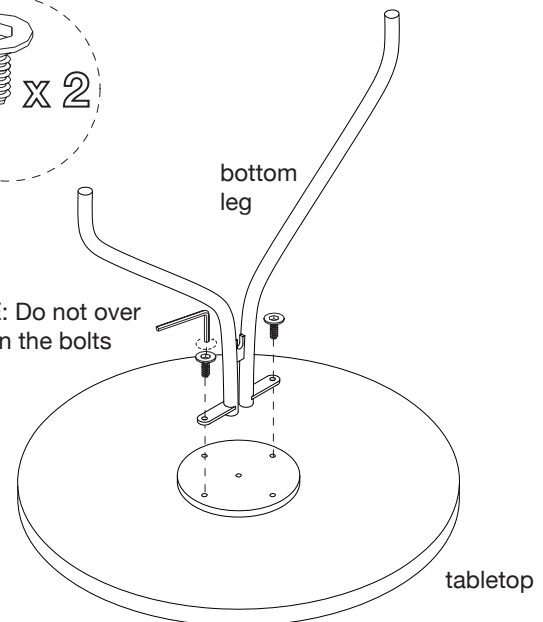
2 - legs  
(1 top leg, 1 bottom leg)



4 - adjustable feet

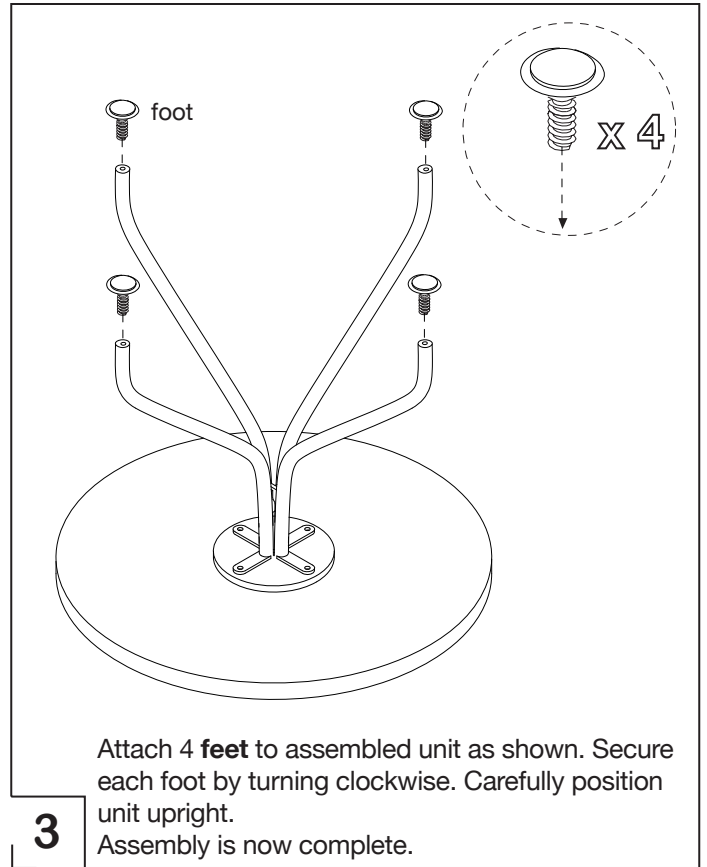
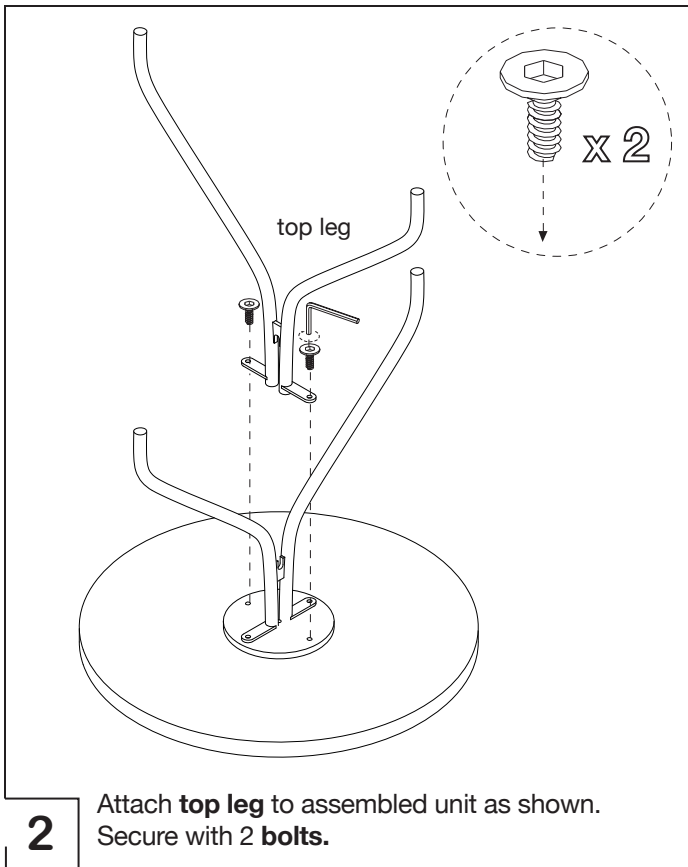


NOTE: Do not over tighten the bolts



With the assistance of another adult, place **tabletop** face down on clean, padded surface as shown. Attach 1 **bottom leg** with 2 **bolts** as shown using an **allen wrench**. Do not over tighten the bolts.

1



### cleaning & care

Immediately use a slightly damp cloth to wipe the top since marble is extremely porous. Spot clean with mild detergent and water. Be aware that color and natural veining will vary with each piece. Coasters must be used to protect from heat and water.